


1. Evie buys 8 oranges at the shop. She shares them equally with her friend. How many oranges do they have each?



2. Circle the smallest number in each row. (2 mark)

15 m, 13 cm, 97 cm, 56 cm, 80 cm

3. Circle the odd numbers: (2 marks)

15, 18, 19, 20, 8, 13

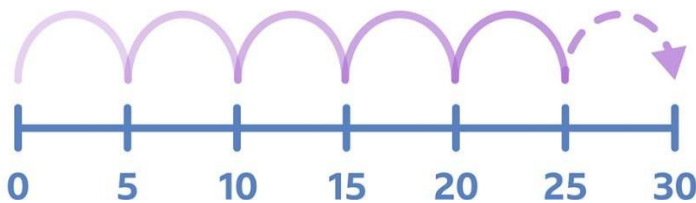
4. Circle the even numbers:(2 marks)

30, 18, 45, 8, 3, 20

12 candies are divided equally among 4 children. How many candies will each child get?

- a) 2 b) 3 c) 4 d) 6

5. Complete the number sentence. (2 marks)



$30 \div 5 = \underline{\hspace{2cm}}$

6. Measure the length using ruler. (2 marks)



The car is _____ cm long.

7. Order the numbers from smallest to largest

a. 5, 12, 8, 3

Answer: 3, 5, 8, 12

b. 25, 10, 30, 15

Answer: 10, 15, 25, 30

c. 42, 18, 27, 35

Answer: 18, 27, 35, 42

d. 7, 3, 9, 1

7. How many pairs of balls are there in the ground? (2 marks)



$$10 \div 2 = \underline{\hspace{2cm}}$$





8. Use a ruler to draw a line of 7 cm long. (2 marks)



9. Complete each number fact? (2 marks)

a. $40 \div 10 = \underline{\hspace{2cm}}$; $\underline{\hspace{2cm}} \times 10 = \underline{\hspace{2cm}}$

b. $20 \div 10 = \underline{\hspace{2cm}}$; $2 \times \underline{\hspace{2cm}} = 20$

10. Class 2 did a survey to find out their favorite colors. They displayed the results in a tally chart, complete the totals on the tally chart. Use the information to complete the one-to-one pictogram.

Favourite Colours	Tally	Total
blue 		7
green 		
red 		
yellow 		

blue	
green	
red	
yellow	



Key:
 = 1 child

1 How many children chose yellow?

2 Which colour did 6 children choose?

3 Which colour is the most popular?

4 Which colour is the least popular?
